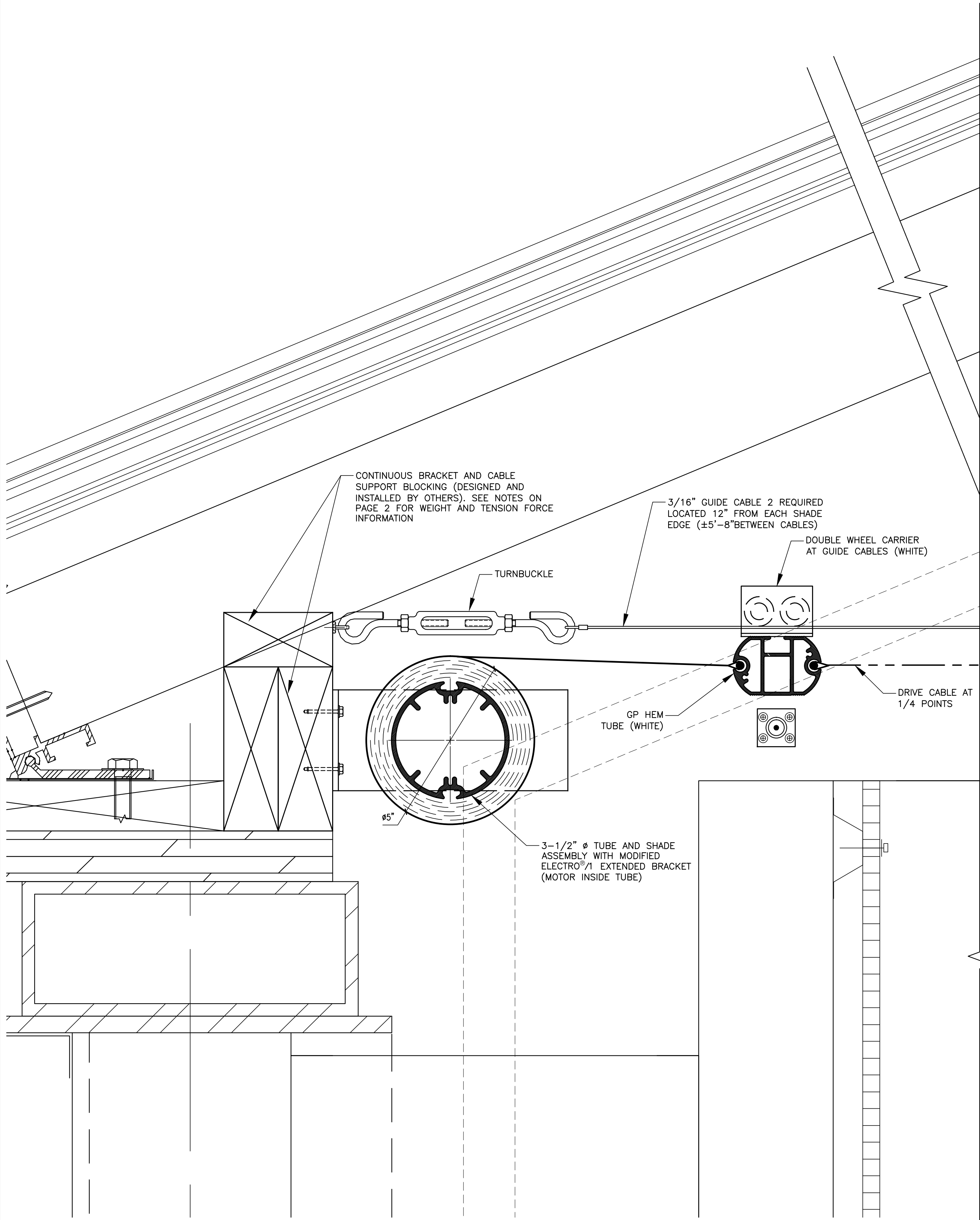
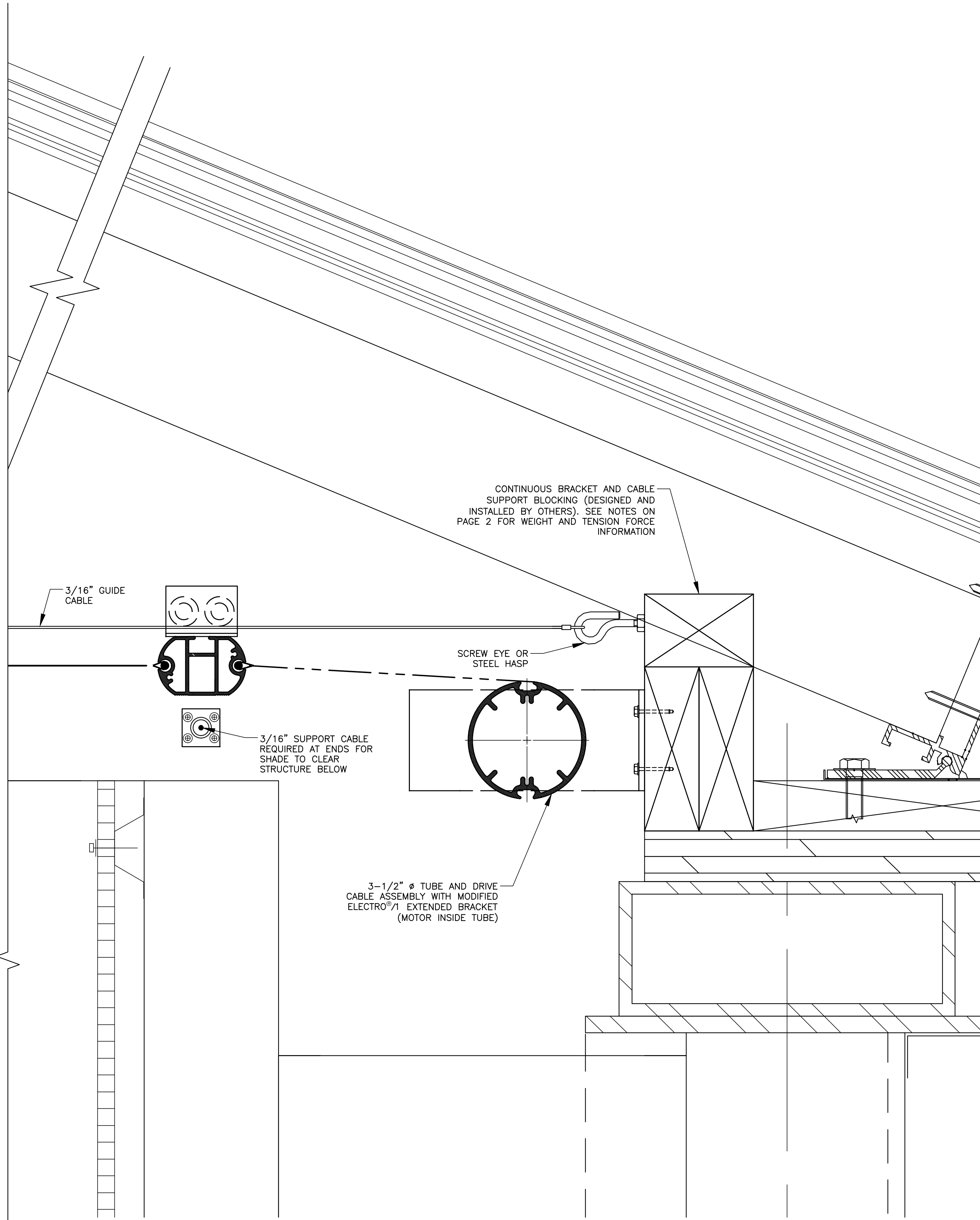


| PRINTS | | | | |
|--------|-----|------|-----|-------|
| DW | REP | FOR | TO | DATE |
| 4 | 1 | APPL | DLR | 07/30 |
| | | | | |
| | | | | |
| | | | | |



1 SECTION AT FABRIC TAKE-UP TUBE
SCALE: 1/2 FULL SIZE

**PRELIMINARY
FOR REVIEW AND DISCUSSION ONLY**



2 SECTION AT DRIVE CABLE TAKE-UP TUBE
SCALE: 1/2 FULL SIZE

- NOTES:
- 1 - ALL DIMENSIONS AND JOB CONDITIONS TO BE FIELD VERIFIED BY DEALER BEFORE FABRICATION.
 - 2 - ALL MATERIALS, COLORS, FINISHES, ETC. ARE TO BE MechoShade STANDARDS UNLESS OTHERWISE NOTED.
 - 3 - MechoSystems RESERVES THE RIGHT TO MAKE DESIGN MODIFICATIONS AND TECHNICAL CHANGES WITHOUT PRIOR NOTICE.

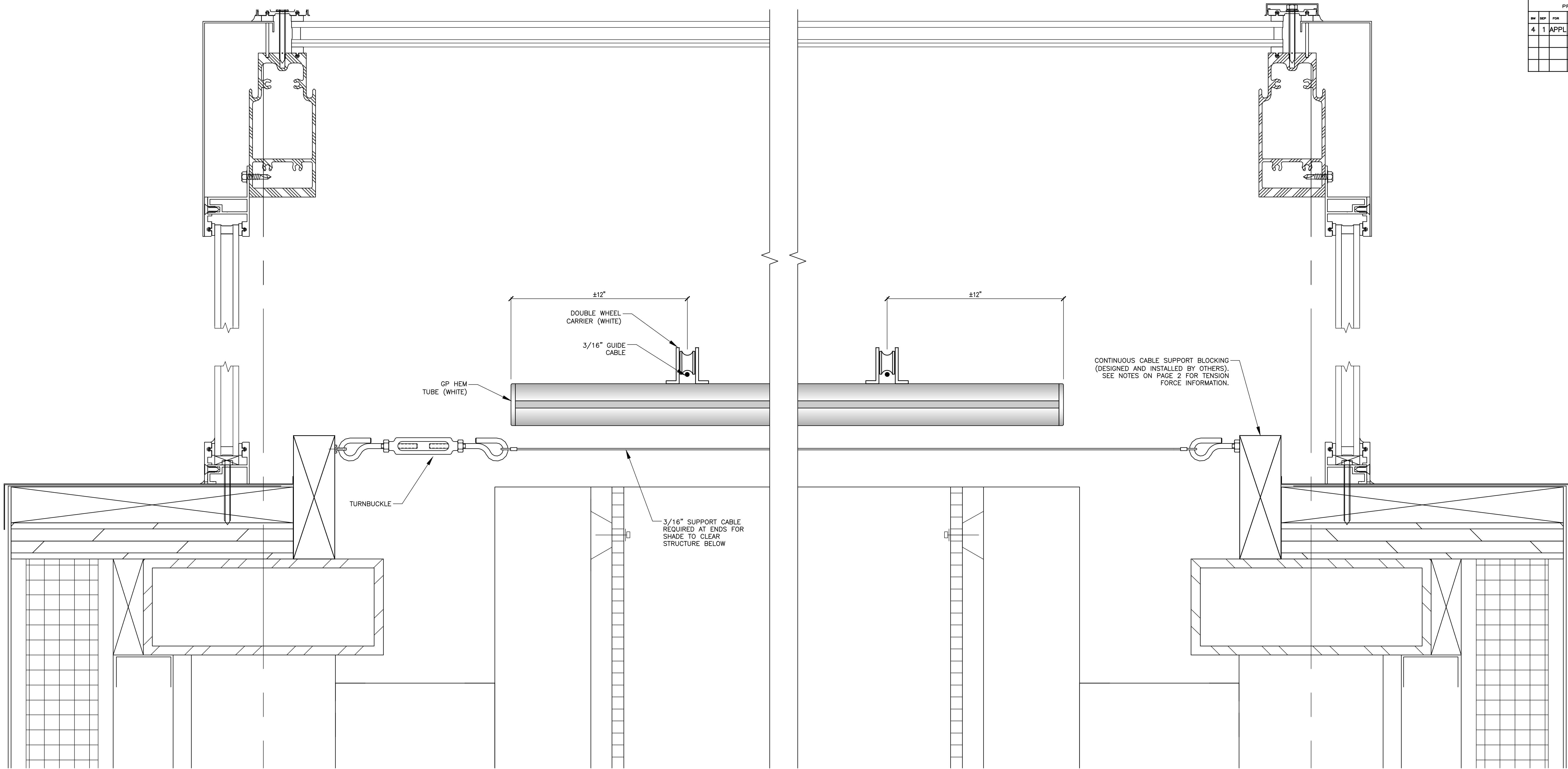
SHOP DRAWING DIMENSIONS
DETAILS: HARDWARE SIZES ± 1/32" (0.79mm)
ROLL DIAMETER SIZES ± 1/8" (3.18mm)
EDGE CLEARANCE ± 3/16" (4.76mm)
SHADE BANDS: RollerShade width and height dimensions (W x HT) are approximate, subject to final field dimensions to be scheduled by the Dealer/Contractor and provided to MechoShade Systems for fabrication in accordance with Contract Documents. Shop drawings are for typical details and shade locations only. Final sizes are not included. All blocking and supports are shown for reference only. Blocking design is not included in this Shop Drawing. Blocking is Not In Contract.

| 4 | | | |
|-----------|------|-------------|----|
| 3 | | | |
| 2 | | | |
| 1 | | | |
| NO. | DATE | DESCRIPTION | BY |
| REVISIONS | | | |

MechoSystems
Design with light.
42-03 35th Street
Long Island City, NY 11101
T: +1 (718) 729-2020
F: +1 (718) 729-2941
W: mechosystems.com

| | | | | | |
|-----------|--|-----------|------------|--------------|----------|
| JOB | THURGOOD MARSHALL MIDDLE SCHOOL LYNN, MA | DWG NO. | PS-2032876 | REV. | △ |
| TITLE | PROPOSED DETAILS FLAT HORIZONTAL "FTS" SKYLIGHTER | JOB NO. | | PROPOSAL NO. | |
| ARCHITECT | RDA | DATE | 07/30/14 | SCALE | AS NOTED |
| DEALER | | DWN. BY | Z.D. | CKD. BY | Z.D. |
| | | SHEET NO. | 1 | OF | 2 |

| PRINTS | | | | |
|--------|-----|------|-----|-------|
| DW | REP | FOR | TO | DATE |
| 4 | 1 | APPL | DLR | 07/30 |
| | | | | |
| | | | | |
| | | | | |



3 SECTION AT SUPPORT CABLE
SCALE: 1/2 FULL SIZE

4 SECTION AT SUPPORT CABLE
SCALE: 1/2 FULL SIZE

NOTE:

1. ARCHITECT PLEASE VERIFY THAT THERE IS SUFFICIENT VENTING OF THE SPACE BETWEEN SHADE AND GLASS, AS EXCESSIVE HEAT BUILDUP WILL AFFECT SHADE OPERATION. TEMPERATURE MUST NOT EXCEED 40° C/104° F.
2. SKYLIGHT SHADE SYSTEM WILL BE SUBJECT UP TO 400 lbs OF PULLING FORCE AT EACH SHADE BRACKET. GUIDE CABLES AND SUPPORT CABLES WILL BE SUBJECT UP TO 300 lbs OF PULLING FORCE AT EACH ATTACHMENT POINT. BLOCKING NEEDS TO BE DESIGNED TO WITHSTAND THOSE FORCES. BLOCKING AND SUPPORT DESIGN IS NOT INCLUDED. ALL BLOCKING SHOWN ON THIS DRAWING IS FOR REFERENCE ONLY. BLOCKING IS NOT IN CONTRACT.
3. BLOCKING MUST BE SQUARE AND PARALLEL TO THE BLOCKING OPPOSITE. THE DIAGONALS SHALL BE MEASURED WITHIN 1/2" TO ASSURE BLOCKING IS PARALLEL AND SQUARED.
4. ALL MOTORS MUST BE ACCESSIBLE FOR INSTALLATION AND MAINTENANCE.
5. SYSTEM WEIGHT IS 120 LBS PER SHADE UNIT.

NOTES:
1 - ALL DIMENSIONS AND JOB CONDITIONS TO BE FIELD VERIFIED BY DEALER BEFORE FABRICATION.
2 - ALL MATERIALS, COLORS, FINISHES, ETC. ARE TO BE MechoShade STANDARDS UNLESS OTHERWISE NOTED.
3 - MechoSystems RESERVES THE RIGHT TO MAKE DESIGN MODIFICATIONS AND TECHNICAL CHANGES WITHOUT PRIOR NOTICE.

SHOP DRAWING DIMENSIONS
DETAILS: HARDWARE SIZES ± 1/32" (0.79mm)
ROLL DIAMETER SIZES ± 1/8" (3.18mm)
EDGE CLEARANCE ± 3/16" (4.76mm)
SHADE BANDS:
RollerShade width and height dimensions (W x HT) are approximate, subject to final field dimensions to be scheduled by the Dealer/Contractor and provided to MechoShade Systems for fabrication in accordance with Contract Documents. Shop drawings are for typical details and shade locations only. Final sizes are not included. All blocking and supports are shown for reference only. Blocking design is not included in this Shop Drawing. Blocking is Not In Contract.

| NO. | DATE | DESCRIPTION | BY |
|-----------|------|-------------|----|
| 4 | | | |
| 3 | | | |
| 2 | | | |
| 1 | | | |
| REVISIONS | | | |

MechoSystems
Design with light.
42-03 35th Street
Long Island City, NY 11101
T: +1 (718) 729-2020
F: +1 (718) 729-2941
W: mechosystems.com

| | | | | | |
|-----------|--|-----------|------------|--------------|----------|
| JOB | THURGOOD MARSHALL MIDDLE SCHOOL LYNN, MA | DWG NO. | PS-2032876 | REV. | △ |
| TITLE | PROPOSED DETAILS FLAT HORIZONTAL "FTS" SKYLIGHTER | JOB NO. | | PROPOSAL NO. | |
| ARCHITECT | RDA | DATE | 07/30/14 | SCALE | AS NOTED |
| DEALER | | DWN. BY | Z.D. | CKD. BY | Z.D. |
| | | SHEET NO. | 2 | OF | 2 |

© 2011 MechoShade Systems, Inc. All rights reserved. All trademarks herein are owned by MechoShade Systems, Inc. No part of this document may be reproduced or other wise used without the express written consent of MechoShade Systems, Inc.

FILE NAME: X:\Engineered Solutions\001 Pre-Sale Folders\PS-203876 TMMS\04 MSS Deliverables\01 Drawings\FTS SKYLIGHT DETAILS.dwg