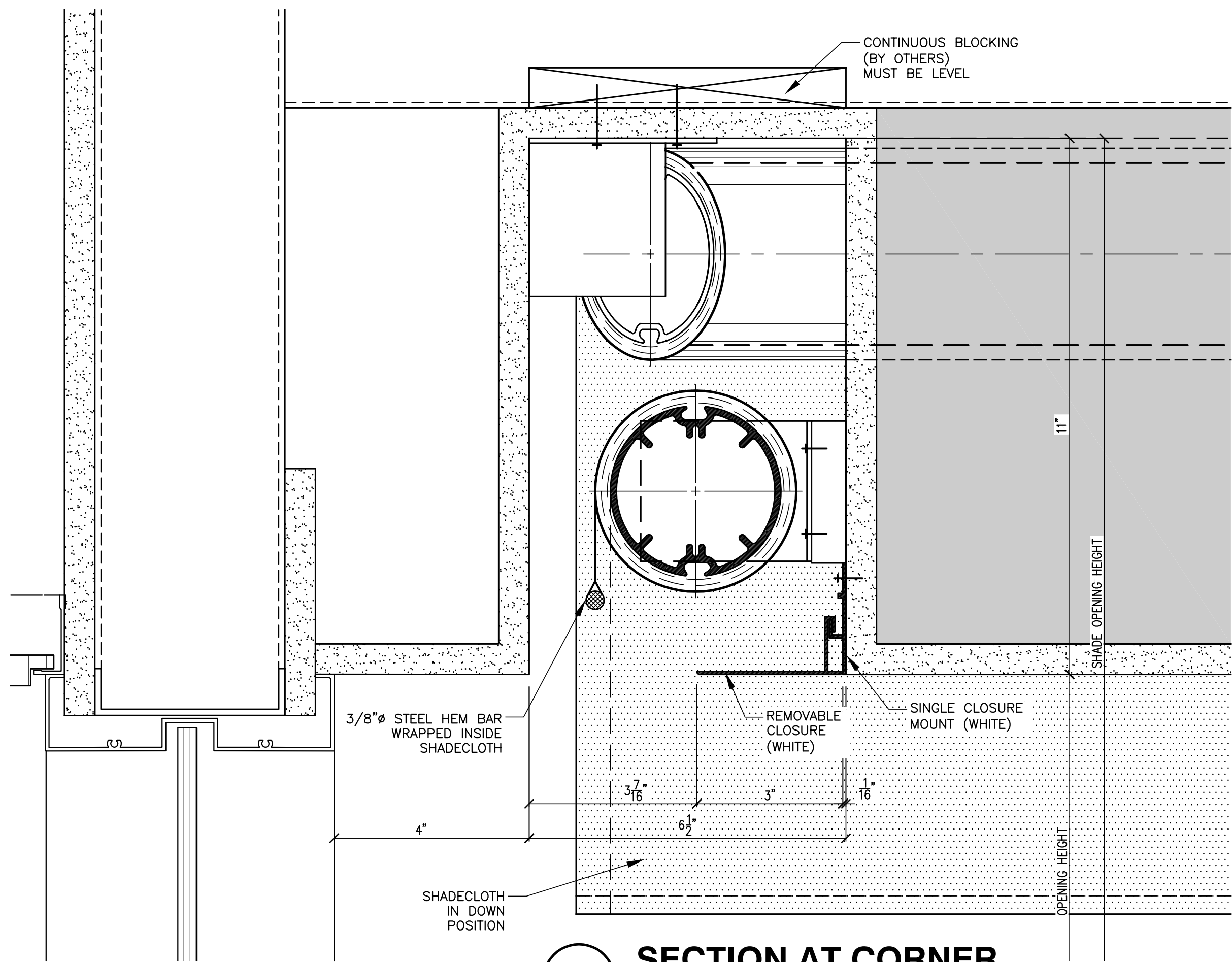
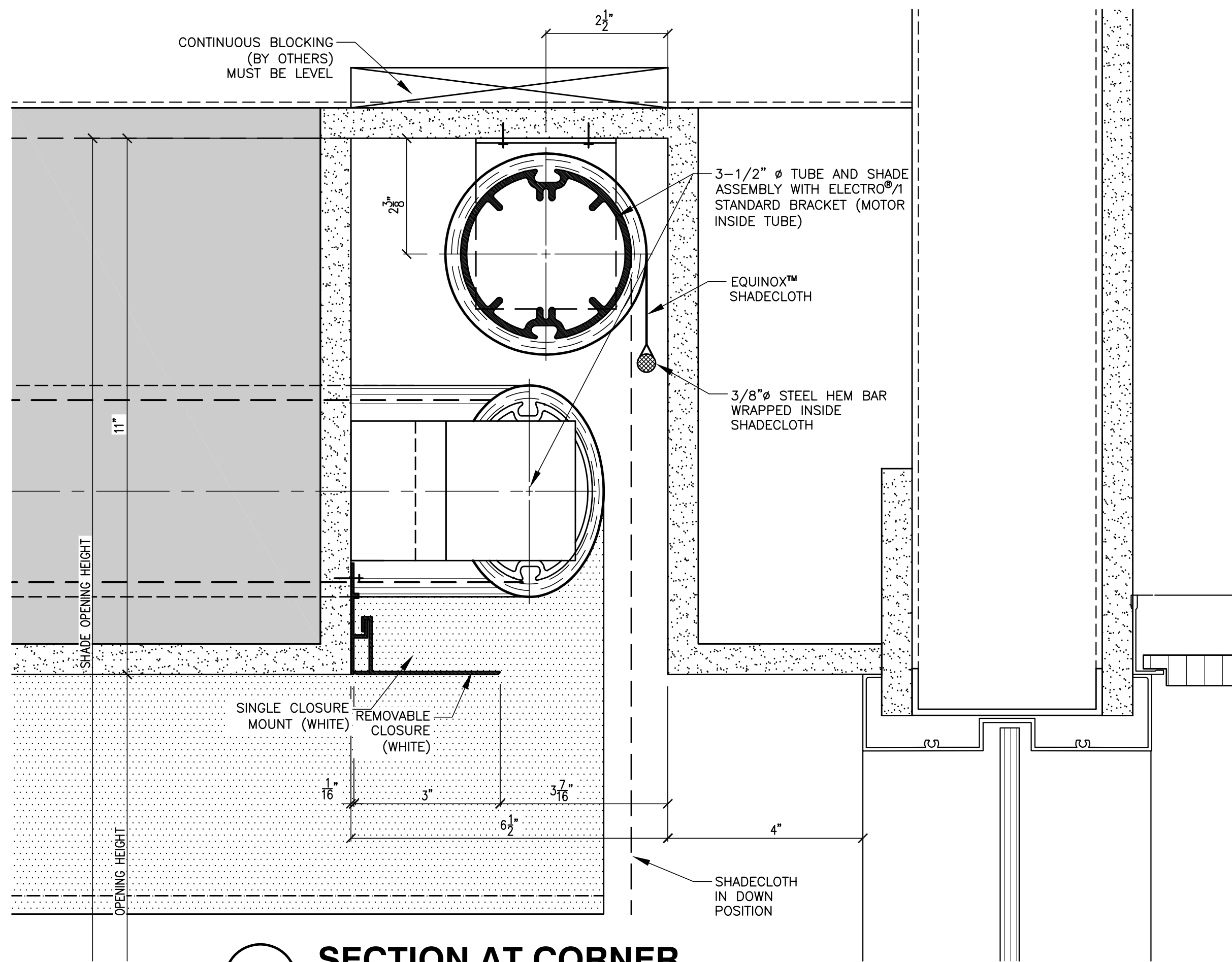


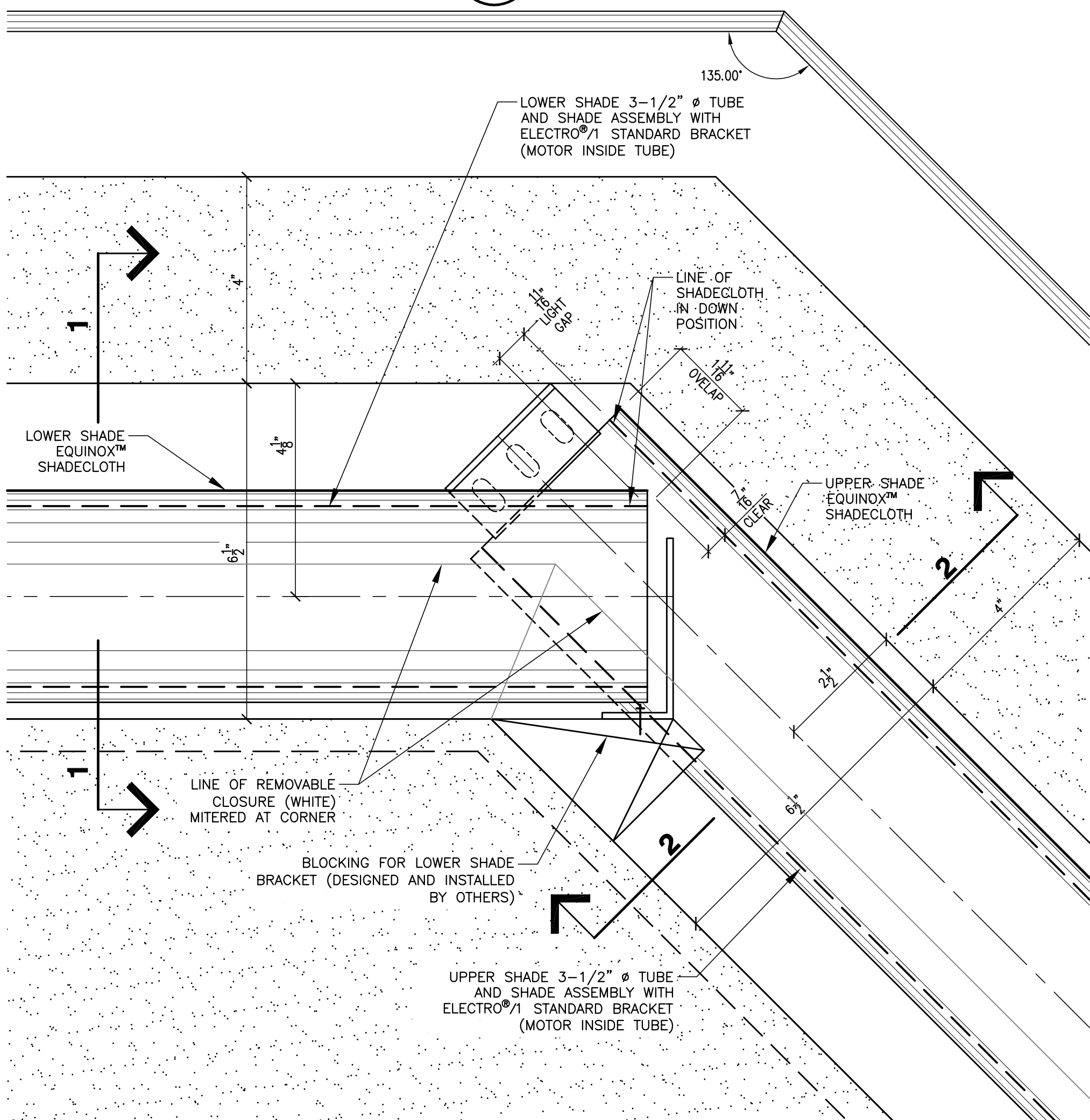
PRINTS				
DWG	SEP	FOR	TO	DATE
4	1	APPL	DLR	08/15



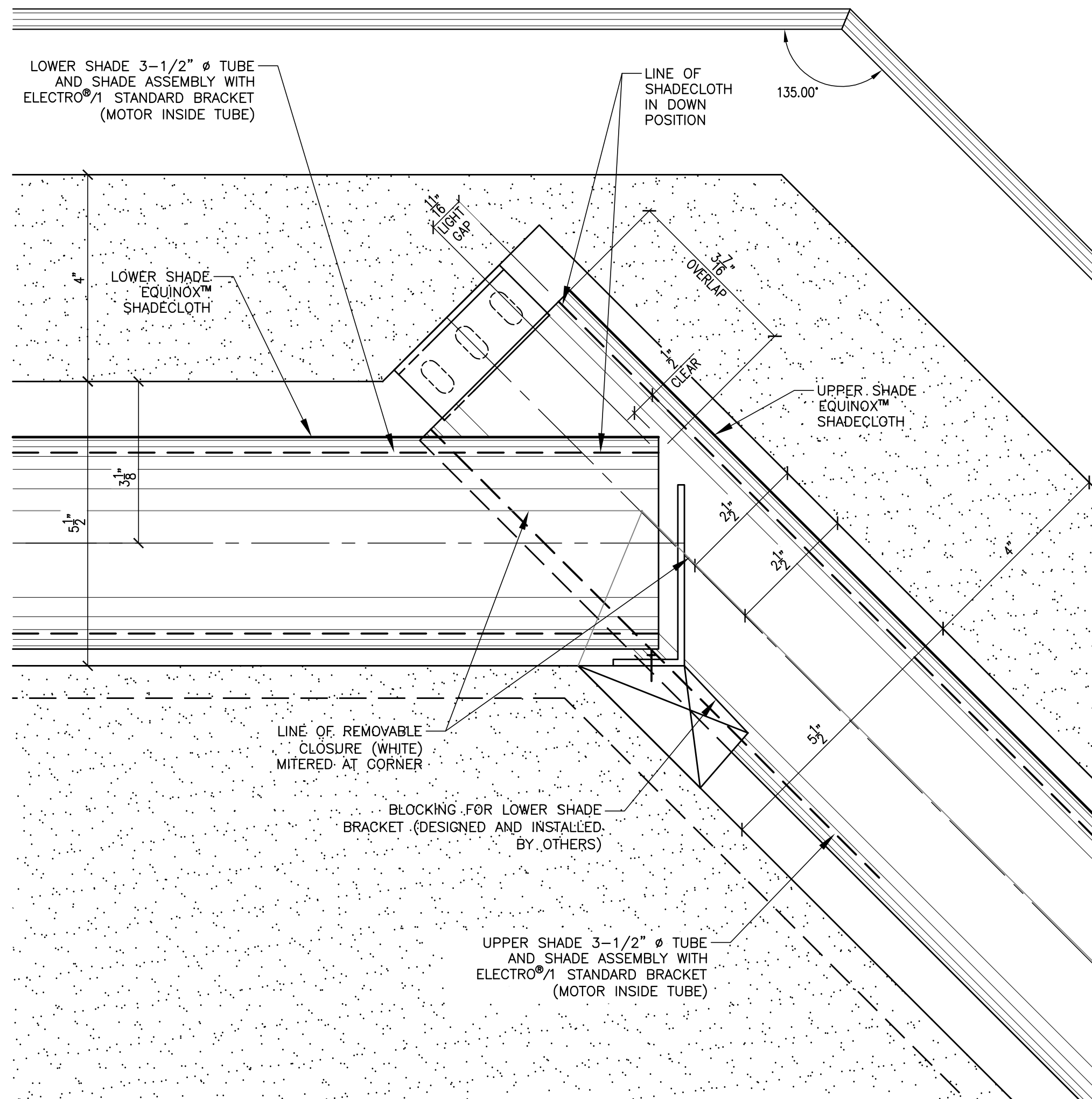
1 SECTION AT CORNER
SCALE: 1/2 FULL SIZE



2 SECTION AT CORNER
SCALE: 1/2 FULL SIZE



A REFLECTED
SCALE: 1/2 FULL SIZE
OPTION 1



A REFLECTED
SCALE: 1/2 FULL SIZE
OPTION 2

NOTES:
1 - ALL DIMENSIONS AND JOB CONDITIONS TO BE FIELD VERIFIED BY DEALER BEFORE FABRICATION.
2 - ALL MATERIALS, COLORS, FINISHES, ETC. ARE TO BE MechoShade STANDARDS UNLESS OTHERWISE NOTED.
3 - MechoSystems RESERVES THE RIGHT TO MAKE DESIGN MODIFICATIONS AND TECHNICAL CHANGES WITHOUT PRIOR NOTICE.

SHOP DRAWING DIMENSIONS
DETAILS: HARDWARE SIZES ± 1/32" (0.79mm)
ROLL DIAMETER SIZES ± 1/8" (3.18mm)
EDGE CLEARANCE ± 3/16" (4.76mm)
SHADE BANDS: RollerShade width and height dimensions (W x HT) are approximate, subject to final field dimensions to be scheduled by the Dealer/Contractor and provided to MechoShade Systems for fabrication in accordance with Contract Documents. Shop drawings are for typical details and shade locations only. Final sizes are not included. All blocking and supports are shown for reference only. Blocking design is not included in this Shop Drawing. Blocking is Not In Contract.

FILE NAME: X:\Engineered Solutions\001 Pre-Sale Folders\PS-1310-Wimer Hale\04 MSS Deliverables\01 Drawings\DETMLS.dwg

NO.	DATE	DESCRIPTION	BY
4			
3			
2			
1			

MechoSystems
Design with light™
42-03 35th Street
Long Island City, NY 11101
T: +1 (718) 729-2020
F: +1 (718) 729-2941
W: mechosystems.com

JOB	WIMERHALE BOSTON, MA	DWG NO.	PS-1310E	REV.	△
TITLE	PROPOSED CORNER DETAILS "ELECTRO" SHADES	PROPOSAL NO.		DATE	08/15/11
ARCHITECT	GENSLER	SCALE	AS NOTED	DWN. BY	Z.B.
DEALER		CHKD. BY		SHEET NO.	1 OF 1

© 2011 MechoShade Systems, Inc. All rights reserved. All trademarks herein are owned by MechoShade Systems, Inc. No part of this document may be reproduced or other wise used without the express written consent of MechoShade Systems, Inc.