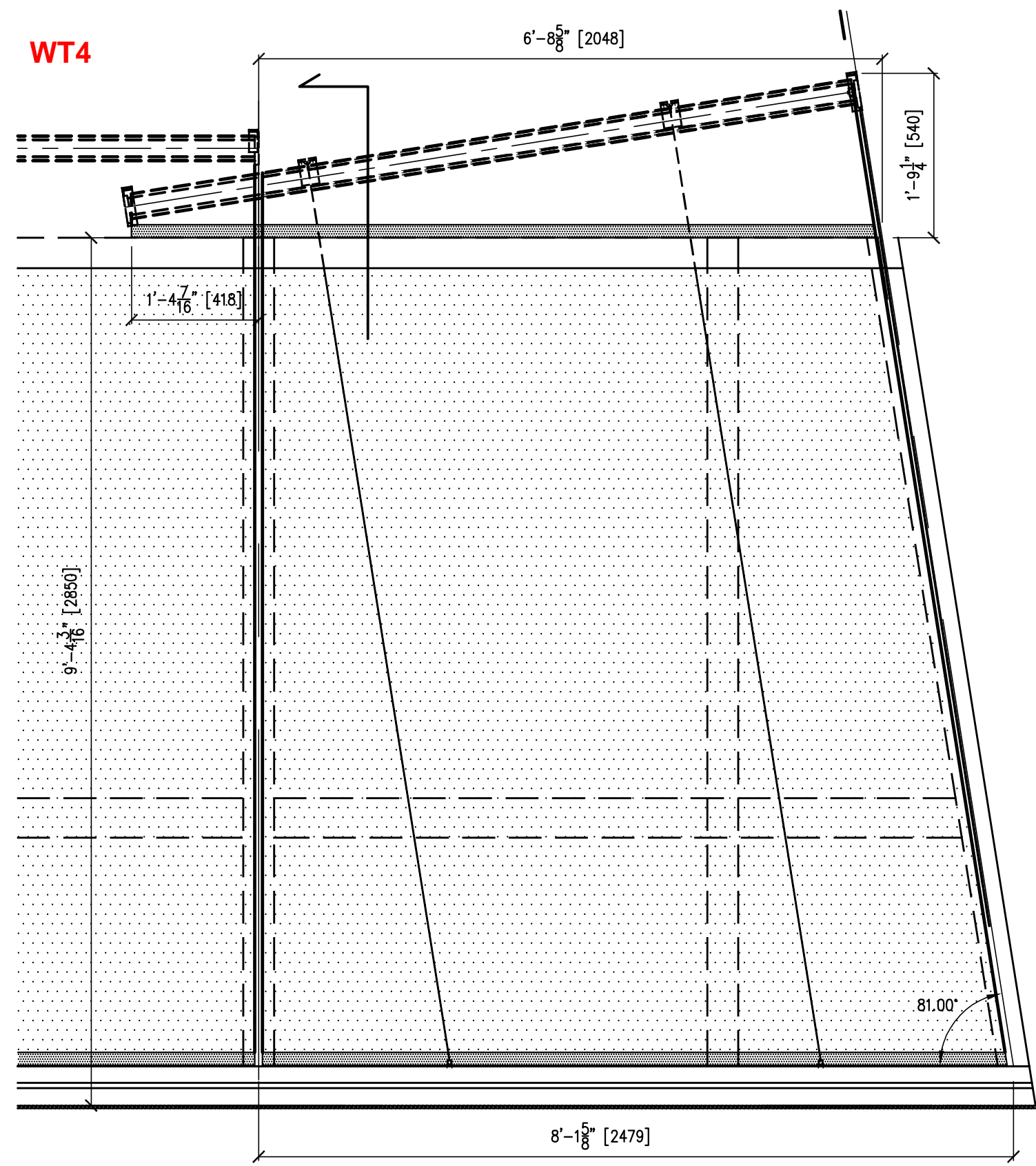
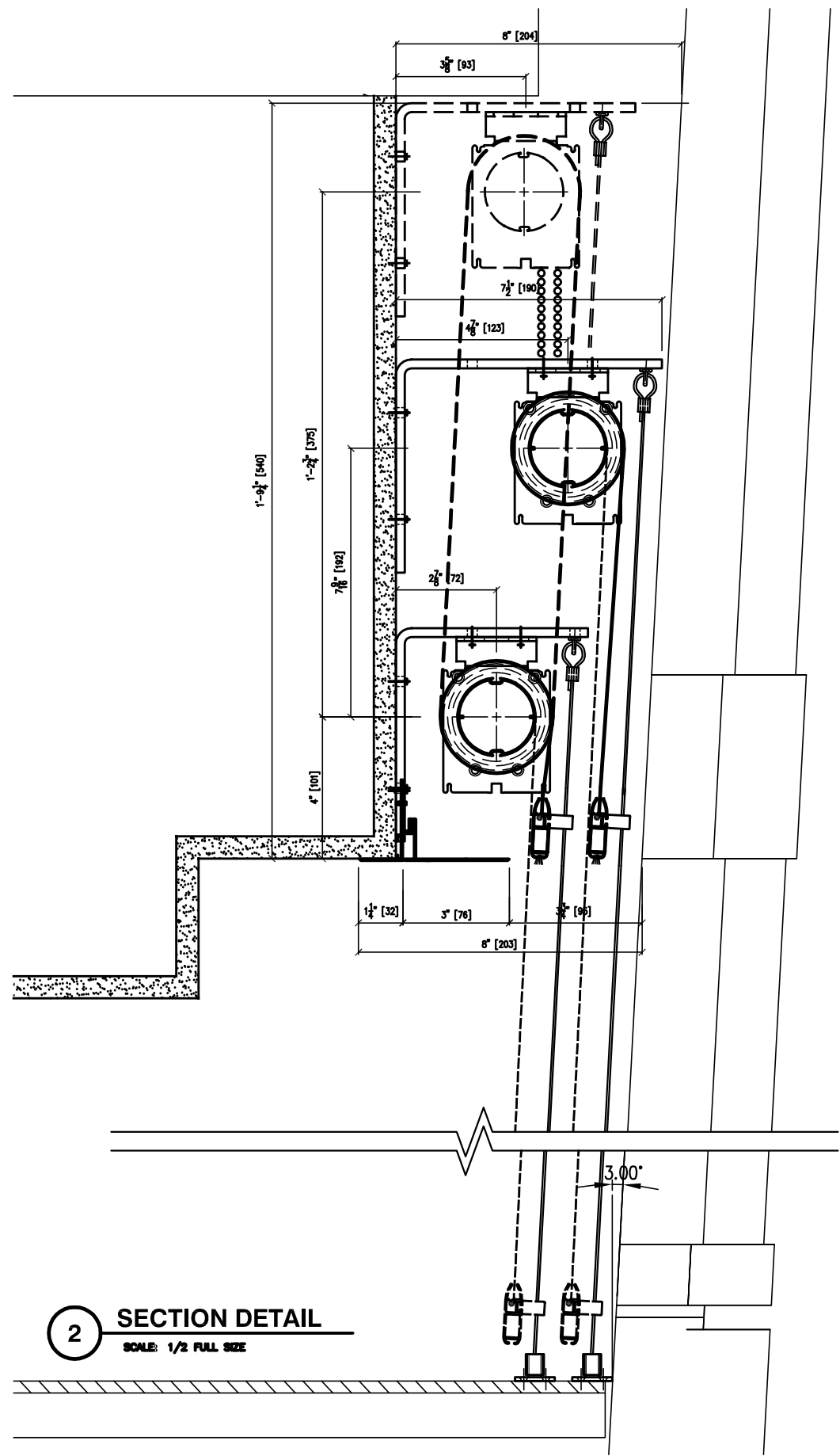


PRINTS			
NO.	REV.	DATE	BY
4	1	APPL	DLR
			03/18/11

WT4



1 ELEVATION
SCALE: 1 1/2"=1'-0"



2 SECTION DETAIL
SCALE: 1/2 FULL SIZE

PRELIMINARY. FOR REVIEW AND DISCUSSION ONLY

NOTES:
 1 - ALL DIMENSIONS AND JOB CONDITIONS TO BE FIELD VERIFIED BY DEALER BEFORE FABRICATION.
 2 - ALL MATERIALS, COLORS, FINISHES, ETC. ARE TO BE MechoShade STANDARDS UNLESS OTHERWISE NOTED.
 3 - MechoShade Systems, Inc. RESERVES THE RIGHT TO MAKE DESIGN MODIFICATIONS AND TECHNICAL CHANGES WITHOUT PRIOR NOTICE.

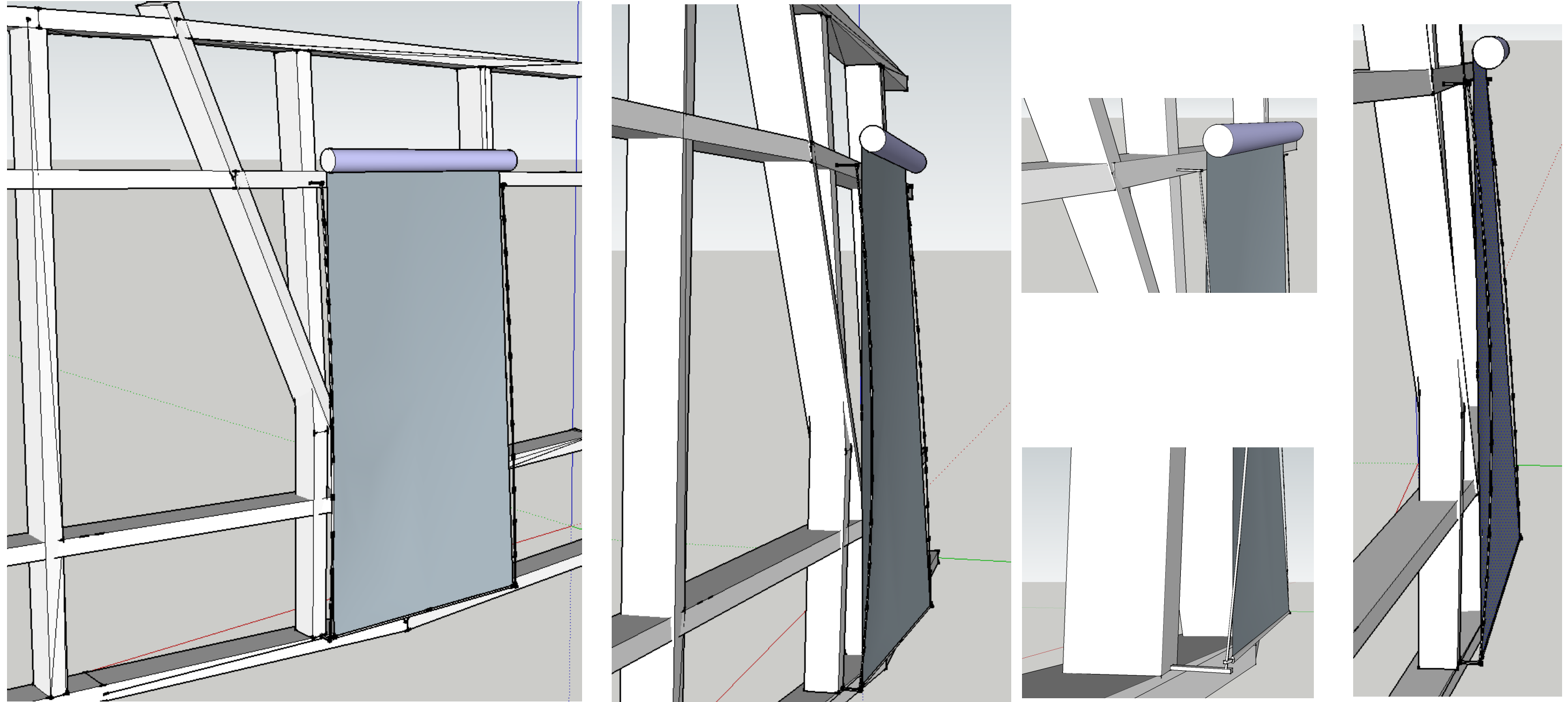
SHOP DRAWING DIMENSIONS
 DETAILS: HARDWARE SIZES ± 1/32" (0.79mm)
 ROLL DIAMETER SIZES ± 1/8" (3.18mm)
 EDGE CLEARANCE ± 3/16" (4.76mm)
 SHADE BANDS: ROLLER DIAMETER SIZES ± 1/8" (3.18mm)
 EDGE CLEARANCE ± 3/16" (4.76mm)
 RollerShade width and height dimensions (W x H) are approximate, subject to final field dimensions to be scheduled by the Dealer/Contractor and provided to MechoShade Systems for fabrication in accordance with Contract Documents.
 Shop drawings are for typical details and shade location only. Final sizes are not included.
 All blocking and supports are shown for reference only. Blocking design is not included in this shop drawing.
 Blocking Is Not In Contract.

NO.	DATE	DESCRIPTION	BY
4			
3			
2			
1			

MechoShade Systems, Inc.
 The Architect's Choice
 42-03 35th Street
 Long Island City NY 11101
 T: +1 (718) 729-2020
 F: +1 (718) 729-2941
 www.MechoShadeSystems.com
 Copyright © 2008 MechoShade Systems Inc.

JOB	SELBORNE HOUSE VICTORIA STREET, LONDON, UK	DWG NO.	PS-0812	REV.	▲
TITLE	PROPOSED DETAILS FOR "MANUAL SHADES"	PROPOSAL NO.		DATE	03/18/11
ARCHITECT		DWN. BY	C.T.	CHK. BY	L.K.
DEALER		SHEET NO.	1	OF	1

WT6 OPTION 2



SCHEMATIC SKETCHES FOR WINDOW GEOMETRY AND SHADE INSTALLATION STUDY

- NOTES:**
- 1 - ALL DIMENSIONS AND JOB CONDITIONS TO BE FIELD VERIFIED BY DEALER BEFORE FABRICATION.
 - 2 - ALL MATERIALS, COLORS, FINISHES, ETC. ARE TO BE MechoShade STANDARDS UNLESS OTHERWISE NOTED.
 - 3 - MechoShade Systems, Inc. RESERVES THE RIGHT TO MAKE DESIGN MODIFICATIONS AND TECHNICAL CHANGES WITHOUT PRIOR NOTICE.

SHOP DRAWING DIMENSIONS

DETAILS: HARDWARE SIZES $\pm 1/32"$ (0.79mm)
 ROLL DIAMETER SIZES $\pm 1/8"$ (3.18mm)
 EDGE CLEARANCE $\pm 3/16"$ (4.76mm)

SHADE BANDS:
 RollerShade width and height dimensions (W x HT) are approximate, subject to final field dimensions to be scheduled by the Dealer/Contractor and provided to MechoShade Systems for fabrication in accordance with Contract Documents. Shop drawings are for typical details and shade locations only; final sizes are not included. Final sizes are not included. Shop drawings are for typical details and shade locations only; final sizes are not included. Final sizes are not included. Shop drawings are for typical details and shade locations only; final sizes are not included. Final sizes are not included.

Blocking Is Not In Contract.

PRELIMINARY. FOR REVIEW AND DISCUSSION ONLY

NO.	DATE	DESCRIPTION	BY
4			
3			
2			
1			

MechoShade Systems, Inc.
 "The Architect's Choice"
 42-03 35th Street
 Long Island City NY 11101
 T: +1 (718) 729-2020
 F: +1 (718) 729-2941
 www.MechoShadeSystems.com
 Copyright © 2008 MechoShade Systems Inc.

JOB	SELBORNE HOUSE VICTORIA STREET, LONDON, UK	DWG NO.	PS-0812	REV.	△
TITLE	PROPOSED DETAILS FOR "MANUAL SHADES"	PROPOSAL NO.		DATE	03/18/11
ARCHITECT		SCALE	AS NOTED	DWN. BY	C.T.
DEALER		CHECKED BY	L.K.	SHEET NO.	1 OF 1